



EMORY  
COLLEGE  
OF ARTS AND  
SCIENCES

## Emory University Pre-College Program – Bill Pay Instructions

Your student account is in the Emory University OPUS system. This is a different system from your application. You can view your student account in OPUS and make a payment online or wire the payment. Instructions for each option are listed below. If you have any questions, please email [precollege@emory.edu](mailto:precollege@emory.edu).

***\*\*Emory has an additional level of security, DUO Security.***

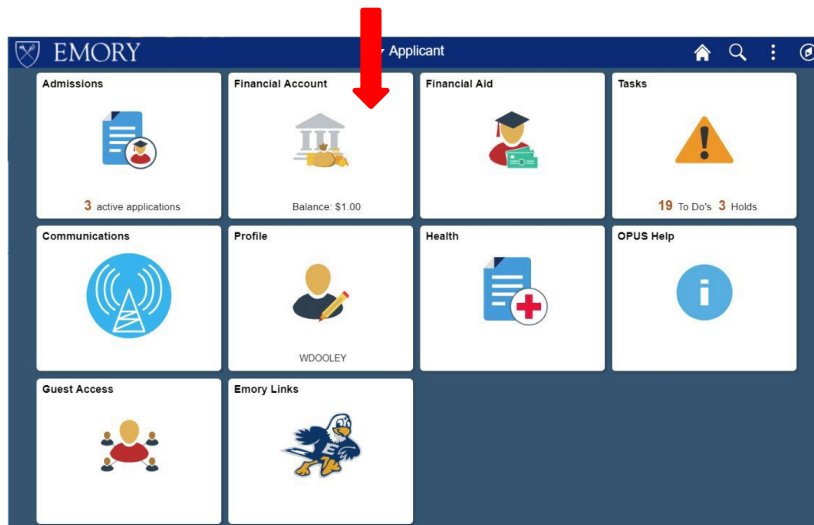
***When you access your OPUS account and Emory email for the first time, you will need to enroll in DUO. Click here for more information about how to enroll in DUO Security:***

***[http://it.emory.edu/security/services/two\\_factor/walkthrough.html](http://it.emory.edu/security/services/two_factor/walkthrough.html)***

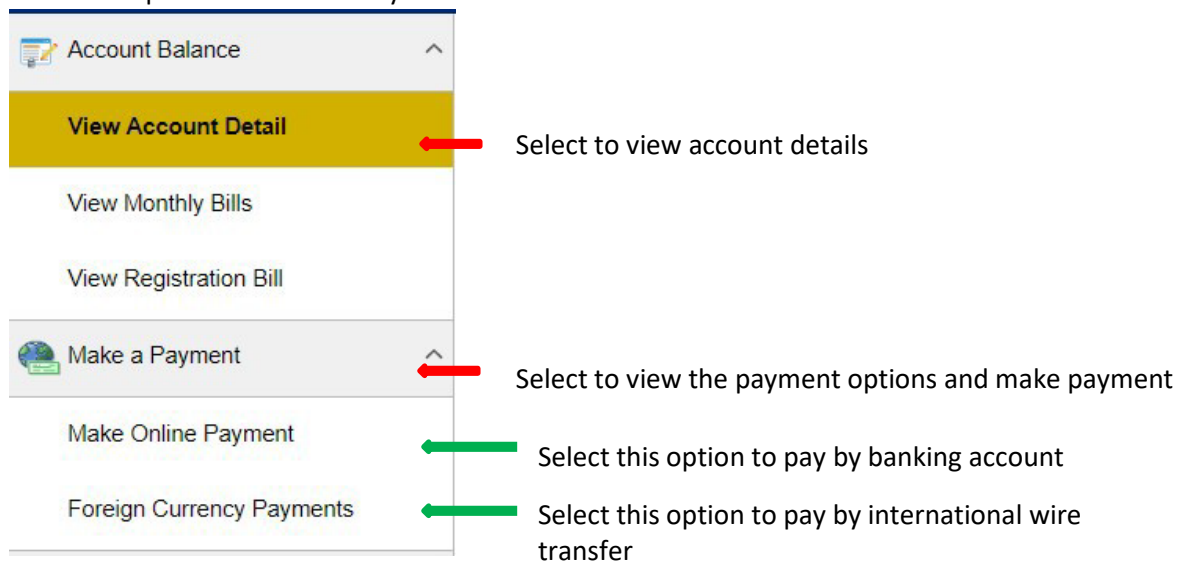
***Emory University does NOT accept credit cards.***

For help accessing your OPUS account, call the University Technology Services (UTS) help desk at 404-727-7777; our office does not have access to this information for security reasons.

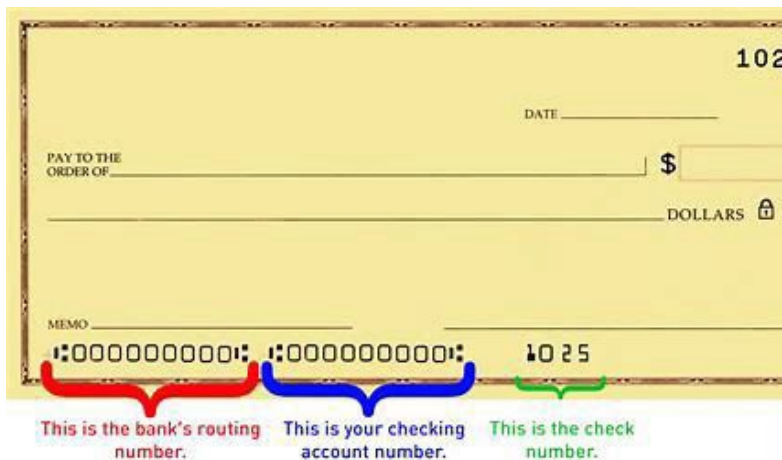
- Retrieve your Emory NetID and password:
  - Click on [www.opus.emory.edu](http://www.opus.emory.edu) and then click the link for “obtain network ID and password”. There you will be directed to complete the items below.
    - Birthday – You must fill this in with Month/Day/Year as indicated in the example.
    - Social Security Number – If you entered your Social Security Number on your application, you **must** enter it here. (You can skip the Home Email Address field.) If you do not have a Social Security Number or did not enter it on your application, use the next validation: Home Email Address.
    - Home Email Address – This is the email you use to log in to your application.
- Log in to [OPUS](#) using the NetID and password that you just retrieved. (Please review the screenshots below once you are logged in to OPUS.)
- If presented with an “Emergency Alert Notification” page, review and make any updates to this page and click on the check box to acknowledge it was reviewed. Then click the <<Save>> push button.
- You will be required to add, update, or validate your “Emergency Contacts”. This must be completed. (This information is used in the event of an emergency on the Emory campus while you are here.)
- Click on the “Financial Account” tile on your home page.



- To view your balance or make a payment **using your bank account or wire transfer**, select from the list of options on the left of your screen.



- Make Online Payments
  - ACH via **checking or savings accounts**
  - Ensure that you enter the correct information
    - Do not use checks associated with a line of credit
    - Do not enter debit card numbers
    - Any errors in the information will result in a payment reversal and a \$25 Service Fee will be posted to the student's account



- Foreign Currency Payments/International Wires
  - Review the information carefully regarding international wires
  - **Do not** make a deposit at any Wells Fargo branch as this type of payment cannot be identified and will not post to the student's account.
  - Ensure the student's name and student id is referenced on the payment. (The student ID# is a 7-digit number that can be found in OPUS.)
  - Email a copy of the payment receipt to [precollege@emory.edu](mailto:precollege@emory.edu)
  - **NOTE: Wire transfers can take up to a week to process in Emory University's financial system.**

○ **ALL PRE-COLLEGE AND SUMMER COLLEGE PROGRAM TUITION AND FEES MUST BE PAID IN FULL BY the dates below to avoid late charges.**

Program	Domestic Tuition Deadline
Pre-College Session A	Monday, June 3
Pre-College Session B	Monday, June 17
Pre-College Session C	Monday, July 1
Pre-College Session C (online)	Monday, July 1
Summer College Session 1	Monday, May 10
Summer College Session 2	Tuesday, June 25

Program	International Tuition Deadline
Pre-College Session A	Monday, May 27
Pre-College Session B	Monday, June 10
Pre-College Session C	Monday, June 24
Pre-College Session C (online)	Monday, June 24
Summer College Session 1	Monday, May 10
Summer College Session 2	Tuesday, June 25

